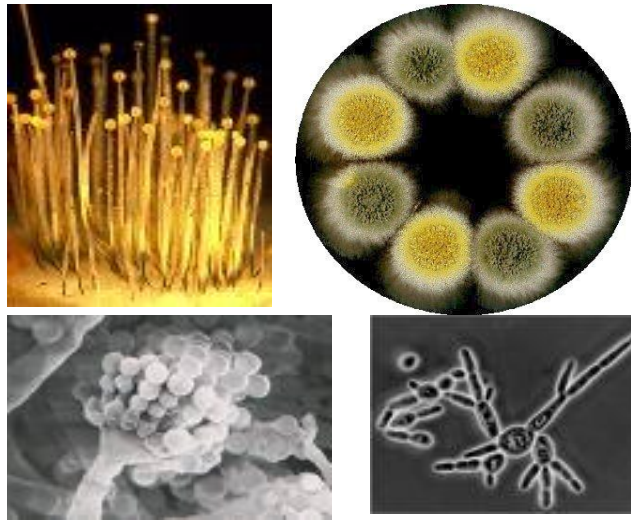



# Ecological Molecular Microbiology Lab.

## Filamentous fungi - - - -



## - - - - and their Molecular Biology

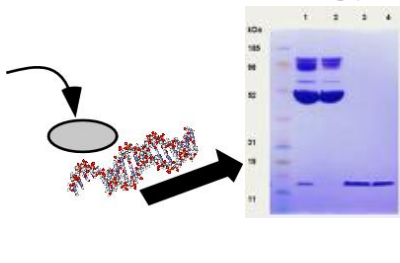


Promoter-reporter assay of conidia (left), and fluorescence-staining of vacuole (middle) of *Aspergillus nidulans*. Crystal structure of unique cytochrome P450nor from the fungus *Fusarium oxysporum* (right).


## Our Skills of - - - -

## Studies for Fungal - - - -

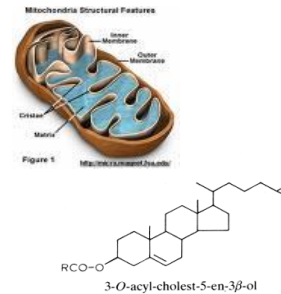
### Molecular Biology



### OMICS



### Metabolic systems



### Application



Fungal transformation  
Genetics      Kinetics

Staff; Dr. Naoki Takaya - - - [ntakaya@sakura.cc.tsukuba.ac.jp](mailto:ntakaya@sakura.cc.tsukuba.ac.jp)